

Desert Forests

Spatial Panoramas
for separated orchestral groups

HENRY BRANT (1983)

1
2
3
Piccolo

1
2
3
Oboe

1
2
Clarinet[♯]

1
2
Clarinet[♭]

1
2
3
Trumpet[♯]

1
2
3
Trombone

1a

First note together on cue, then all 5 continue independently (on the repeat, first note will not be coordinated)

♩ = 92

Bass Clarinet[♯]

1
2
Easoons

♩ = 92

1
2
3
Contra bassoon

♩ = 92

1
2
3
Tuba

♩ = 92

1-5
F Horns[♯]

1

Timpani begins on cue, continues independently.

♩ = 75-80

1
2
3
Timpani (8)

1
2
3
Percussion

Celesta

Harp

I
II
Violins

Violas

Violoncellos

Contra basses

♯ In C in the score, transposed in the parts

Es. Cl.

1

Es. Sn.

2

C. Sn.

Tuba

First note together on cue, then
all 5 continue independently.
(On the repeat, first note will
not be co-ordinated).

1C

1

2

Hr. 3

4

5

$\text{♩} = 92$

Tim p.

Tom-tom begins on cue, then Tom-tom and Bass Drum keep
together, but without co-ordinating with the other groups.

1b

$\text{♩} = 76-80$
rit. ad lib.

Large
Tom-tom

Bass Drum

Es. Cl.

1

2

Esn.

1

2

Cbn.

Tuba

1

2

Hn.

3

4

5

Ttom.

B.D.

At [1d], Conductor begins to beat time, leading the strings throughout.

1d

d = 60 (or a little slower—but not 6/8 str)

IV *arco*

I

Vn.

2

IV *arco*

II

Va.

IV *arco*

Vc.

IV *arco*

Cb.

Es. Cl.

1

2

Es.

1

2

Clbn.

Tuba

Keep Repeating from [1a], until BELLS, then finish phrase to the nearest fermata and stop.

1

2

3

4

5

Hr.

I

II


Vn.


Va.


Vc.


Cb.


¹¹ Beginning here, each of the 4 string sections has its own independent dynamic scheme. The principal in each section should play higher dynamics steadily and firmly, ignoring the dynamics of the other string sections. The players in each section should follow their principal's bowing with careful attention.

Es. Cl.  Keep repeating from [1a], until BELLS, then finish phrase to the nearest fermata and stop.

1.  Keep repeating from [1a], until BELLS, then finish phrase to the nearest fermata and stop.

2.  Keep repeating from [1a], until BELLS, then finish phrase to the nearest fermata and stop.

Corn.  Keep repeating from [1a], until BELLS, then finish phrase to the nearest fermata and stop.

Tuba  (continue, repeating)

1. 

2. 

3. 

4. 

5. 

[1e] $\text{♩} = 76-80$

Timp. 

Conductor cues
Timpani

[1e]


I. 


II. 


Va. 


Vc. 


Cb. 


Es. Cl.  (continue, repeating)

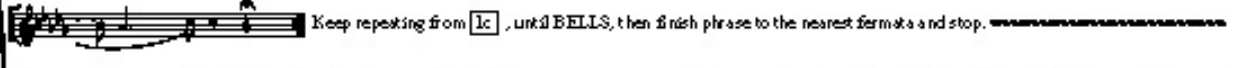
1  (continue, repeating)


2  (continue, repeating)

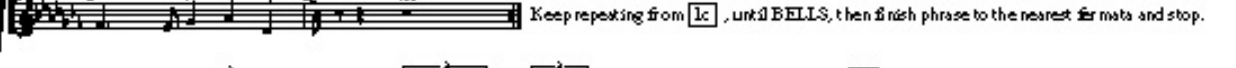
C. Ten.  (continue, repeating)


Tuba  (continue, repeating)

1  Keep repeating from [lc], until BELLS, then finish phrase to the nearest fermata and stop.

2  Keep repeating from [lc], until BELLS, then finish phrase to the nearest fermata and stop.

Hr. 3  Keep repeating from [lc], until BELLS, then finish phrase to the nearest fermata and stop.

4  Keep repeating from [lc], until BELLS, then finish phrase to the nearest fermata and stop.


5  Keep repeating from [lc], until BELLS, then finish phrase to the nearest fermata and stop.


Timp. 


ff $\text{♩} = 76-80$
 Tom-tom 
 Bass Drum 


Conductor cues
Tom-tom


ff 


Es. Cl.  (continue, repeating)


1  (continue, repeating)


2  (continue, repeating)


C. bn.  (continue, repeating)


Tuba  (continue, repeating)

1  (continue, repeating)

2  (continue, repeating)

Hr. 3  (continue, repeating)

4  (continue, repeating)

5  (continue, repeating)

1g $\text{♩} = 76-80$

Timp. 

Ttom. 

B.D. 

Conductor cues
Timpani

1g


I  **IV**


Vn. II  **IV**


Va.  **IV**


Vc.  **IV**

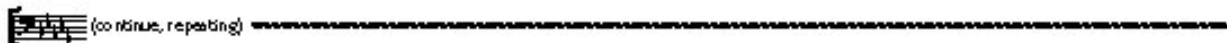
Cb.  **IV**


Es. Cl.  (continue, repeating)


1.  (continue, repeating)


Sn.
 2.  (continue, repeating)


C. Sn.  (continue, repeating)


Tuba  (continue, repeating)

1.  (continue, repeating)

2.  (continue, repeating)

Hr.
 3.  (continue, repeating)

4.  (continue, repeating)

5.  (continue, repeating)

Timp. 

I. 
 Vn.
 II. 
 Va.
 Vc. 
 Cb. 

On hearing the "Bell Trio," each trumpeter begins independently, as soon as possible, then the 3 trumpeters continue without co-ordination. (No visual cue).

2a

1
Bb Tpt 2
3

$\text{♩} = 92$
mf cresc. rit.
mf cresc. rit.
mf cresc. rit.

Es. Cl. (finishing on BELLS)

1 (finishing on BELLS)
Esn. 2 (finishing on BELLS)

C. ten. (finishing on BELLS)

Tuba (finishing on BELLS)

1 (finishing on BELLS)
2 (finishing on BELLS)
Hn. 3 (finishing on BELLS)
4 (finishing on BELLS)
5 (finishing on BELLS)

2

Glockenspiel $\text{♩} = 76$

Vibraphone
hard of cymbal
with

Chimes

"Bell Trio" begins on conductor's cue, then continues without co-ordination.

change bow

I
Vn. change bow
II change bow

Va. change bow

Vc. change bow

Cb. change bow

2b

♩ = 60

1
Pic. 2
3

1
Ob. 2
3

1
E♭ Ct 2
3

These nine woodwinds are in co-ordination throughout, led by a 2nd conductor. He begins [2b] soon after hearing the 3 trumpets enter, approximately at the point indicated.

1
E♭ T pt 2
3

1
Picc. 2
3

1
Ob. 2
3

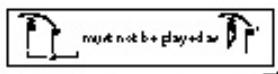
1
E♭ Cl 2
3

Detailed description: This block contains the musical notation for three woodwind sections: Piccolo (Picc.), Oboe (Ob.), and E-flat Clarinet (E♭ Cl). Each section has three staves. The Piccolo part is mostly silent, with some notes appearing in the final measures. The Oboe and E-flat Clarinet parts feature melodic lines with slurs and dynamic markings.

1
E♭ Tpt 2
3

Detailed description: This block contains the musical notation for the E-flat Trumpet (E♭ Tpt) section, consisting of three staves. The part features a melodic line with slurs and dynamic markings.

Conductor brings in the strings
at this point in relation to the
woodwinds.



2C Deciso
♩ = 69

A
Vn. I
B
C
D

A
Vn. II
B
C
D

Detailed description: This block contains the musical notation for the Violin I (Vn. I) and Violin II (Vn. II) sections. Each section has four staves (A, B, C, D). The score includes dynamic markings such as *Allegro*, *f*, and *rit.*, along with slurs and other musical notations.

Musical score for Piccolo (Pic.), Oboe (Ob.), and E♭ Clarinet (E♭ Cl.). The Piccolo part consists of three staves (1, 2, 3). The Oboe part consists of three staves (1, 2, 3). The E♭ Clarinet part consists of three staves (1, 2, 3). The score shows complex rhythmic patterns with many beamed notes and slurs.

Glock. 
Vib. 
Chimes 

Conductor cues
Bell-Trio,
as before.

Musical score for Violin I (Vn. I) and Violin II (Vn. II). The Violin I part consists of four staves (A, B, C, D). The Violin II part consists of four staves (A, B, C, D). The score shows complex rhythmic patterns with many beamed notes and slurs.

1

Picc. 2

3

1

Ob. 2

3

E♭ Cl

1

B♭ Cl 2

Woodwind conductor commences, as before, soon after hearing trumpets enter.

Trumpets enter on hearing Bell Trio, as before.

2e

Unco-ordinated

♩ = 92

1

B♭ Tpt 2

3

2d

Unco-ordinated

♩ = 76

Glock.

Vib.

Chimes

2d

A

B

Vn. I

C

D

A

B

Vn. II

C

D

$\text{♩} = 60$

1
Picc. 2
3
1
Ob. 2
3
E♭ Cl. 1
E♭ Cl. 2

Detailed description: This block contains the first system of a musical score. It features three instrument groups: Piccolo (Picc.), Oboe (Ob.), and E♭ Clarinet (E♭ Cl.). Each group has three staves (1, 2, 3). The Piccolo part is written in a high register with many beamed notes. The Oboe and E♭ Clarinet parts have a more melodic and sustained character. The tempo is marked as quarter note = 60. The score is in 2/4 time and includes various musical notations such as slurs, ties, and dynamic markings.

1
E♭ Tpt 2
3

Detailed description: This block contains the second system of the musical score, specifically for the E♭ Trumpet (E♭ Tpt) section. It consists of three staves (1, 2, 3). The music is written in a lower register and features a mix of melodic lines and rhythmic patterns. The notation includes slurs, ties, and dynamic markings.

Vn I
A
B
C
D
Vn II
A
B
C
D

Detailed description: This block contains the third system of the musical score, for the Violin I (Vn I) and Violin II (Vn II) sections. Each section has four staves (A, B, C, D). The Violin I part is written in a higher register, while the Violin II part is in a lower register. Both sections play a similar rhythmic pattern with some melodic variation. The notation includes slurs, ties, and dynamic markings.

1
Picc. 2
3

1
Ob. 2
3

E♭ Cl
1
B♭ Cl 2

Detailed description: This block contains the musical notation for the Piccolo, Oboe, and Clarinet sections. The Piccolo part (top) has three staves. The Oboe part (middle) has three staves. The Clarinet part (bottom) has two staves, one for E♭ Clarinet and one for B♭ Clarinet. The notation includes various musical symbols such as notes, rests, and dynamic markings.

1
E♭ Tpt
2

Detailed description: This block contains the musical notation for the E♭ Trumpet section, consisting of two staves. The notation includes notes, rests, and dynamic markings.

Conductor waits for woodwinds to finish, then commences.

3 *Calmo, senza vibrato*
♩ = 60

Vn I
Vn II
Va
Vc
Cb

Detailed description: This block contains the musical notation for the Violin, Viola, and Cello/Double Bass sections. It starts with a box containing the number '3' and the tempo/mood instruction 'Calmo, senza vibrato' with a quarter note equal to 60. The notation includes notes, rests, and dynamic markings such as 'p' and 'dolo'.

Harp 

Musical score for strings and harp. The score is written for Violin I (Vn. I), Violin II (Vn. II), Viola (Va), Violoncello (Vc), Contrabasso (Cb), and Harp. The notation includes various musical symbols such as notes, rests, and slurs, indicating a complex piece of music.

On hearing Gong, each horn enters independently, as soon as possible, and they continue without co-ordination.

3c $\text{♩} = 92$

Hn. 1
Hn. 2
Hn. 3
Hn. 4
Hn. 5

3b

Large Gong

3a $\text{♩} = 176-184$ Celesta and Harp keep together, but do not coordinate with re-entering strings.
 $\text{♩} = 88-92$

Cel.

Harp

Keep repeating until Gong, then stop.

Conductor cues Celesta and Harp, but does not co-ordinate them.

Conductor cues Gong

3a $\text{♩} = 60$ 3b

Vn. I
Vn. II
Va
Vc
Cb

1
2
Hn. 3
4
5

As before, Harp and Celesta keep together, but not co-ordinating with strings.

♩ = 176-184
♩ = 88-92

3d

Cel.

Harp

As before, Conductor cues Celesta and Harp.

3d

Vn. I

Vn. II

Va.

Vc.

Cb.

Upon hearing Timpani,
each Bassoon enters independently,
as soon as possible,
and continues without coordination.

3f

$\downarrow = 92$

1

Bsn. 2

3

1

2

3

4

5

Hr.

3e

$\downarrow = 112$
rit. to *rit. molto* each time

Tim p.

(not in any or notes, just enough for bassoon to hear easily)

Col.

Repeat until Timpani, then stop

Harp

Repeat until Timpani, then stop

Harp

Conductor cues
Timpani

3e

Vn. I

Vn. II

Va.

Vc.

Cb.

Upon hearing Cymbals,
Balcony Conductor
con mendo **3h**

3h

♩ = 92

Picc. 1
2
3

Ob. 1
2
3

E♭ Cl. 1
2
3

1
2
3

En.

1
2
3
4
5

Hr.

3g

♩ = 60

fil da + ulh + bignone di d: (if not loud enough,
un man d'ua r' d' u g' n' l' e g' o' r' g' o' d' o' n' e' p' l' d' d' i' e' n' r' r' i' e')

3 Suspended Cymbals

On cue, as before

♩ = 176-184

♩ = 88-92

3f

3

Cel.

Keep repeating,
stop on Cymbals

3

Harp

Keep repeating,
stop on Cymbals

3f Conductor cues Celesta and Harp**3g**Conductor
cues
Cymbals

Vn. I

Vn. II

Va.

Vc.

Cb.

brief *brief*

Picc. 1 2 3

Ob. 1 2 3

E♭ Cl. 1 2 3

Bsn. 1 2 3

Hr. 1 2 3 4 5

Susp. Cym.

Keep repeating from [30] until BELLS, then finish phrase to the nearest fermata and stop.

Keep repeating from [30] until BELLS, then finish phrase to the nearest fermata and stop.

Keep repeating from [30] until BELLS, then finish phrase to the nearest fermata and stop.

[31] On cue, as before

Col.

Harp

[31] Conductor cues Celesta and Harp

Vn. I

Vn. II

Va.

Vc.

Cb.

1
Fl. 2
3

1
Ob. 2
3

1
B♭ Cl. 2
3

1
E♭ Sn. 2
3

1
Hr. 2
3
4
5

Keep repeating from [3c] until BELLS, then finish phrase to the nearest fermata and stop

(continue, repeating)

(continue, repeating)

(continue, repeating)

Keep repeating from [3c] until BELLS, then finish phrase to the nearest fermata and stop

Upon hearing Chimes,
Trumpet 1 begins

[3k] $\text{♩} = 76 \text{ w/o}$

[3j] $\text{♩} = 60$

B♭ Tpt 1

Chimes

Col. Keep repeating, stop on Chimes

Harp Keep repeating, stop on Chimes

Harp

Conductor cues
Chimes [3j]

Vn. I

Vn. II

Va

Vc

Cb