for Gamelan Son of Lion

Cloudrest

Elizabeth Brown
2010



note to gamelan: please don't damp any notes in Cloudrest unless indicated!

copyright 2010 by Elizabeth Brown

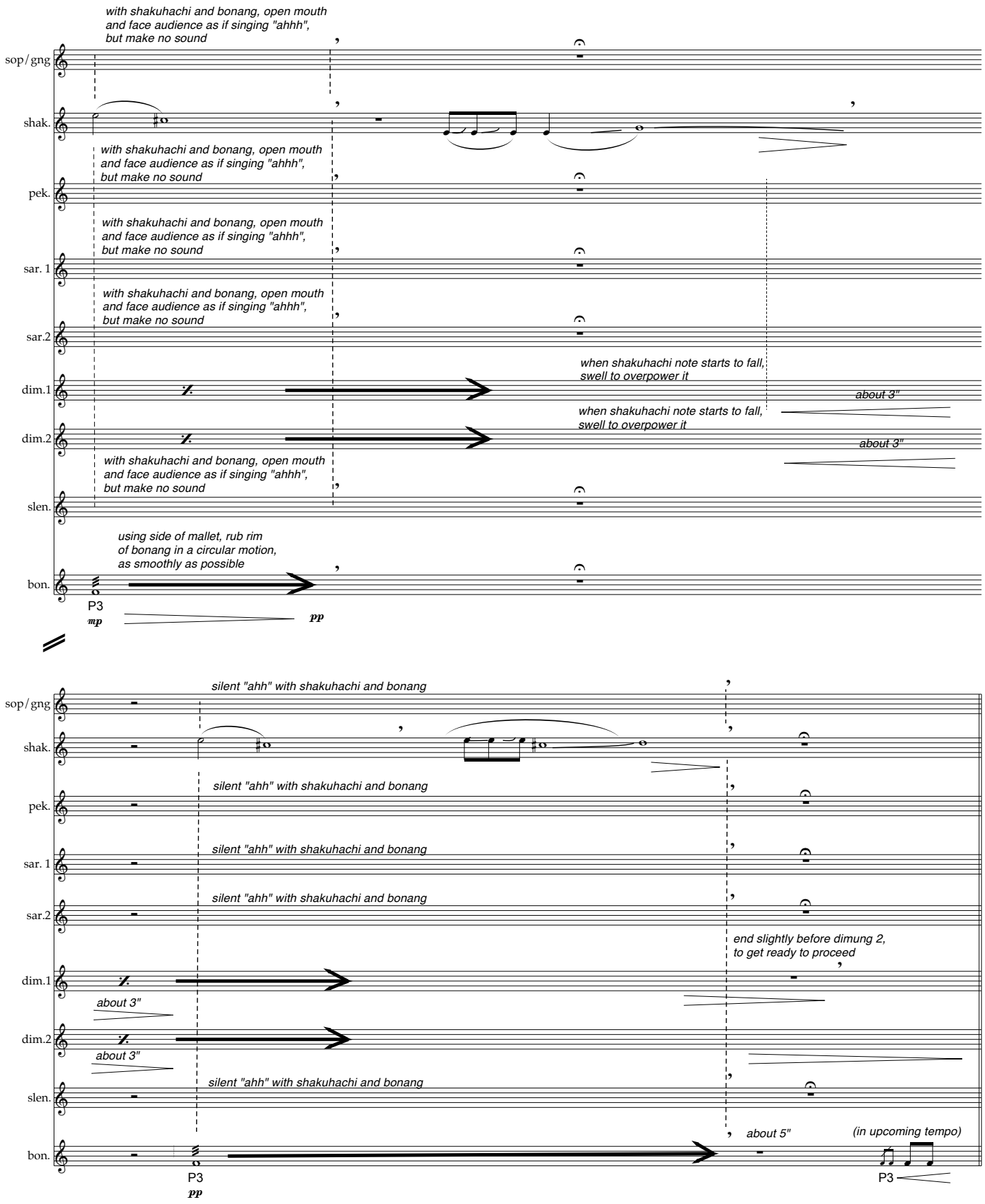
with shakuhachi and bonang, open mouth and face audience as if singing "ahhh", but make no sound
sop/gng
shak.
pek.
sar. 1
sar.2
dim.1
dim.2
slen.
bon.
when shakuhachi note starts to fall, swell to overpower it
about 3"
using side of mallet, rub rim of bonang in a circular motion, as smoothly as possible
P3
mp
pp
silent "ahh" with shakuhachi and bonang
end slightly before dimung 2, to get ready to proceed
about 5"
(in upcoming tempo)

P6

sop/gng — P2 — ♩ = circa 66

eee yah eee - yah - eee yah eee yah eee yah eee - yah - eee yah eee - yah eee yah eee -

shak.

pek. — *Pelog*

sar. 1 — *Pelog*

sar.2 — *Pelog*

dim.1 — *Pelog*

2 4 1 4 2 4 1 4 2 4 1 4 2 4 1 4 2 4 1 4 2 4 1 4 2 4 1 4 2 4 1 4 2 4 1 4 2 4 1 4 2 4 1 4 2 4 1 4 2 4 1 4

mf

dim.2 — *Pelog*

slen. — *Pelog*

2 4 1 4 2 4 1 4 2 4 1 4 2 4 1 4 2 4 1 4 2 4 1 4 2 4 1 4 2 4 1 4

mf

bon. — *Pelog*

using side of mallet, rub rim of bonang in a circular motion, as smoothly as possible

2 — *mf* — 2 — 4 / 2

mf

⑤

P6

sop/gng — P2

eee- -

shak.

pek.

sar. 1

sar.2

2 4 1 4 2 4 1 4 2 4 1 4 2 4 1 4 2 4 1 4 2 4 1 4 2 4 1 4 2 4 1 4 2 4 1 4 2 4 1 4 2 4 1 4 2 4 1 4 2 4 1 4

mf

dim.1

2 4 1 4 2 4 1 4 2 4 1 4 2 4 1 4 2 4 1 4 2 4 1 4 2 4 1 4 2 4 1 4 2 4 1 4 2 4 1 4 2 4 1 4 2 4 1 4 2 4 1 4

dim.2

2 4 1 4 2 4 1 4 2 4 1 4 2 4 1 4 2 4 1 4 2 4 1 4 2 4 1 4 2 4 1 4 2 4 1 4 2 4 1 4 2 4 1 4 2 4 1 4 2 4 1 4

mf

slen.

2 4 1 4 2 4 1 4 2 4 1 4 2 4 1 4 2 4 1 4 2 4 1 4 2 4 1 4 2 4 1 4

bon.

4 1 4 2 4 1 4 2 4 1 4 2 4 1 4 2 4 1 4 2 4 1 4 2 4 1 4 2 4 1 4


9
P2
P6
sop/gng
shak.
pek.
sar. 1
sar.2
dim.1
dim.2
slen.
bon.
p
13
P2
P6
eee
yah
eee
f


17
P2
P6
sop/gng
eee-yah eee yah eee yah eee - yah-eee-yah eee - eee yah eee - yah-eee-yah eee - eee yah -
f
shak.
pek.
sar. 1
sar.2
dim.1
dim.2
slen.
bon.
21
P2
P6
p


25
P2
accel.
P6
sop/gng
shak.
pek.
sar. 1
sar.2
dim.1
dim.2
slen.
bon.
driving music
29
♪ = 150
P3
P4
- bye - yai - yaiee
bye - yai - yaiee
still pelog


33
sop/gng
shak.
pek.
sar. 1
sar.2
dim.1
dim.2
slen.
bon.
sing in unison with your note
bye - yai - yaiee
bye yai yaiee
yaiee
36

second cloud



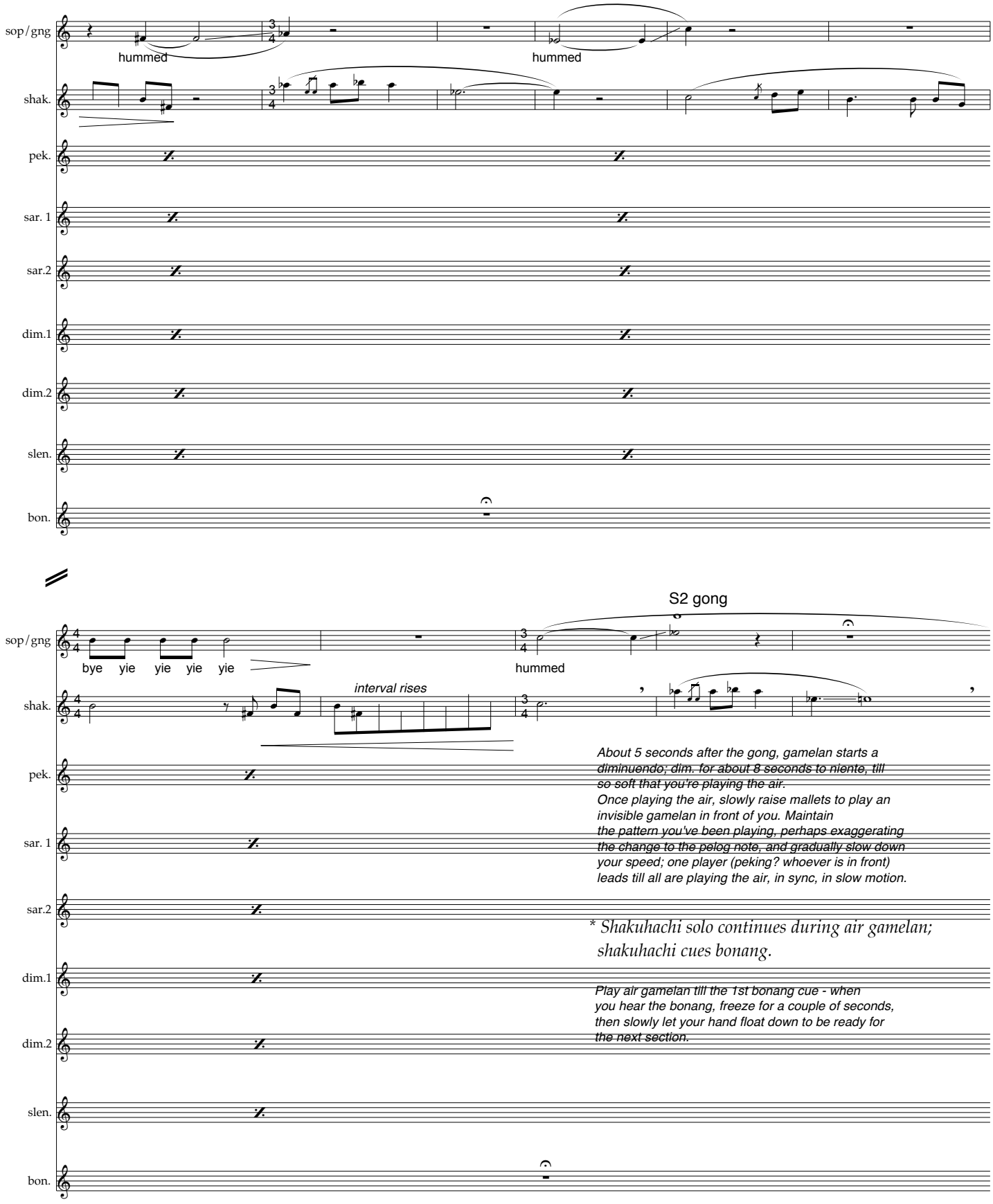
sop/gng
shak.
pek.
sar. 1
sar.2
dim.1
dim.2
slen.
bon.
hummed
hummed
S2 gong
bye yie yie yie yie
hummed
interval rises
About 5 seconds after the gong, gamelan starts a diminuendo; dim. for about 8 seconds to niente, till so soft that you're playing the air.
Once playing the air, slowly raise mallets to play an invisible gamelan in front of you. Maintain the pattern you've been playing, perhaps exaggerating the change to the pelog note, and gradually slow down your speed; one player (peking? whoever is in front) leads till all are playing the air, in sync, in slow motion.
* Shakuhachi solo continues during air gamelan; shakuhachi cues bonang.
Play air gamelan till the 1st bonang cue - when you hear the bonang, freeze for a couple of seconds, then slowly let your hand float down to be ready for the next section.


sop/flag.
shak.
pek.
sar. 1
sar.2
dim.1
dim.2
slen.
bon.
air gamelan . . .
air gamelan . . .
air gamelan . . .
air gamelan . . .
air gamelan . . .
air gamelan . . .
now in upcoming tempo (q = 120)
air gamelan slowly lowers hands to be ready to play
1st bonang cue
2nd bonang cue
S3 S3
p
P3 P3 P3

shifting music

♩ = 120




9
sop/gng
ha ee ah ee ah ee ah ee ah
ha ee ah ee ah ee ah
ah
ha ee ah ee ah ee ah ee ah
bah
shak.
pek.
sar. 1
sar.2
dim.1
dim.2
slen.
bon.
13
deem
bah
deem
bah deem
bah
deem
bah dee - - aah


17
S1
S1
sop/gng
bye yie yah - aah ah - eee bye yie yah - aah ah - eee
mf
shak.
mf
pek.
sar. 1
sar.2
dim.1
dim.2
slen.
bon.
ok to improvise something fancy for these 4 bars!
21
sop/gng
bah deem bah deem bah deem bah dee - - aah
shak.
pek.
sar. 1
sar.2
dim.1
dim.2
slen.
bon.


25
rit.
sop/gng
shak.
pek.
sar. 1
sar.2
dim.1
dim.2
slen.
bon.


Lullabye
♩. = 60
S6
sop/gng
shak.
pek.
sar. 1
sar.2
dim.1
dim.2
slen.
bon.
slendro
mp
p
pp
mf
bye - - aah
la di hie - - - - - - - aah
P7
P3
S1
S3
7 S1 7 S1 7 S1 7 S1 7 S1 7 S1 7 S1 7 S1 7
S1 7 S1 7 S1 7 S1 7 S1
P3 S3 P3 S3 P3 S3 P3 S3 P3 S3 P3 S3 P3 S3 P3 S3 P3
S3 P3 S3 P3 S3 P3 S3 P3 S3


9
S6
sop/gng
hmm
hmm
hmm la di hie - - - - - - - aah
shak.
pek.
sar. 1
P7
P3
S1
S3
sar.2
dim.1
dim.2
slen.
bon.
S3
p
13
S6
7 S1 7 S1 7 S1 7 S1 7 S1 7 S1 7 S1 7 S1 7
pp
S1 7 S1 7 S1 7 S1 7 S1
mf
P3 S3 P3 S3 P3 S3 P3 S3 P3 S3 P3 S3 P3 S3 P3 S3 P3
S3 P3 S3 P3 S3 P3 S3 P3 S3


17
S6
sop/gng
shak.
pek.
sar. 1
sar.2
dim.1
dim.2
slen.
bon.
mf
P7
P3
S1
S3
pp
21
S6
hummed
p


25
S6
hummed
sop/gng
aah -
shak.
pek.
sar. 1
P7
P3
S1
S3
sar.2
dim.1
dim.2
slen.
bon.
S3
29
S6
hummed
aah


33
S6
sop/gng
shak.
pek.
sar. 1
sar.2
dim.1
dim.2
slen.
bon.
P7
P3
S1
S3
37
S6
mf
pp


41
S6
hummed
sop/gng
shak.
pek.
sar. 1
sar.2
dim.1
dim.2
slen.
bon.
P7
P3
S1
S3
pp
45
S6
hummed



** mime playing with dimung 1, then let hands slowly rise up; hold them in air on fermata*

*** let hands slowly rise up; hold them in air on fermata*

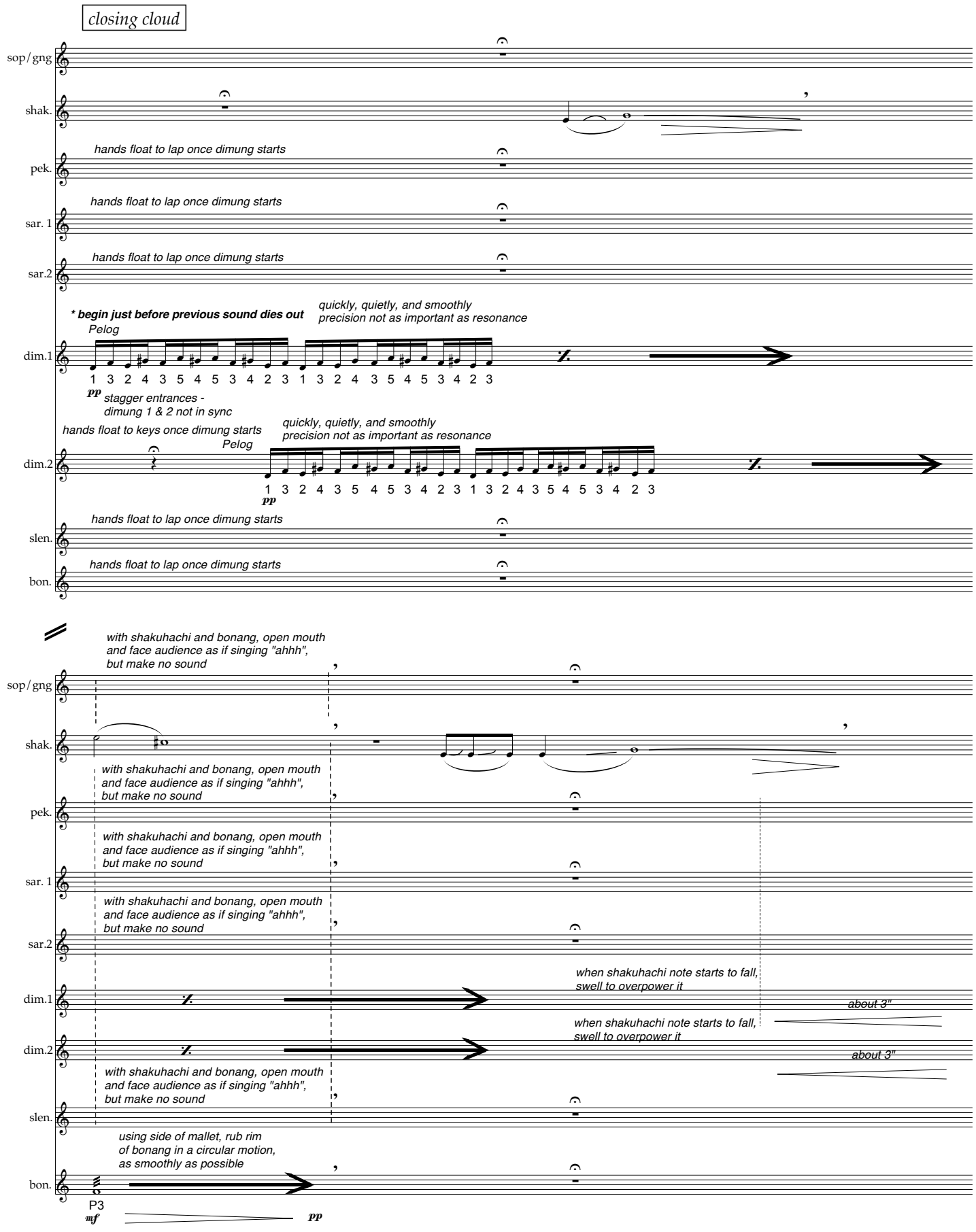
closing cloud
sop/gng
shak.
pek.
hands float to lap once dimung starts
sar. 1
hands float to lap once dimung starts
sar.2
hands float to lap once dimung starts
* begin just before previous sound dies out
quickly, quietly, and smoothly
precision not as important as resonance
Pelog
dim.1
1 3 2 4 3 5 4 5 3 4 2 3 1 3 2 4 3 5 4 5 3 4 2 3
pp
stagger entrances -
dimung 1 & 2 not in sync
hands float to keys once dimung starts
Pelog
quickly, quietly, and smoothly
precision not as important as resonance
dim.2
1 3 2 4 3 5 4 5 3 4 2 3 1 3 2 4 3 5 4 5 3 4 2 3
pp
hands float to lap once dimung starts
slen.
hands float to lap once dimung starts
bon.
with shakuhachi and bonang, open mouth
and face audience as if singing "ahhh",
but make no sound
sop/gng
shak.
with shakuhachi and bonang, open mouth
and face audience as if singing "ahhh",
but make no sound
pek.
with shakuhachi and bonang, open mouth
and face audience as if singing "ahhh",
but make no sound
sar. 1
with shakuhachi and bonang, open mouth
and face audience as if singing "ahhh",
but make no sound
sar.2
when shakuhachi note starts to fall,
swell to overpower it
dim.1
about 3"
when shakuhachi note starts to fall,
swell to overpower it
dim.2
about 3"
with shakuhachi and bonang, open mouth
and face audience as if singing "ahhh",
but make no sound
slen.
using side of mallet, rub rim
of bonang in a circular motion,
as smoothly as possible
bon.
P3
mf
pp



3/29/10
Brooklyn, NY