

Smaller Ups and Downs

for 5 wind instruments and soloist

Composed by Roger Aldridge

Performance Notes:

This piece is based on an 11-tone harmonic complex and a series of 13 events that provide backgrounds to, and interactions with, the soloist.

The soloist's part is entirely improvised and not shown in the score. The soloist interacts with the quintet as an improvisational springboard and may play unaccompanied during the space between events.

Importantly, the soloist does not have to be limited to one musician. It can be expanded to multiple musicians -- up to a small band (any genre). Any creative possibility can be explored.

The score was originally conceived for woodwind quintet (with alto flute). Flexible instrumentation is used to enable the music to be performed by many combinations of instruments. An instrument is selected for each quintet part from the wind instruments that are within its range (see part ranges below). Creative combinations of tone color are encouraged.



Since this piece has minimal notation, performers use individual copies of the concert pitch score and transpose it.

The specified notes are played independently by each musician in constantly changing ways as described in a series of instructions with no meter or tempo. The soloist can play in or out of time.

In using an instruction menu, each musician independently chooses an instruction to perform. Fairly simple effects are used so this piece can be playable by a wide range of musicians. Experienced new music or jazz players may use more complex extended techniques.

The conductor cues each numbered event in the scored order. Events can have space between them, be connected, and overlap as determined by the conductor as the music unfolds in a performance and in interaction with the soloist. Dynamics are determined by the conductor where they are not specified in the score. The music is to have changing and contrasting textures, colors, and sounds with forward momentum and a sense of drama.

Ideally, each performance of this music will be a unique creation.



Smaller Ups And Downs

Concert Score

for 5 wind instruments and soloist

Roger Aldridge


No. 1


Musical score for No. 1, featuring five wind instruments (I-V) and a soloist (III). The score is written in treble clef for I, II, and III, and bass clef for IV and V. The key signature is one sharp (F#). The soloist part (III) is marked with dynamics *f*, *mf*, and *p* and includes instructions for 7, 5, and 3 rapid notes, with double bar lines indicating rests.


No. 2


Musical score for No. 2, featuring five wind instruments (I-V) and a soloist (III). The score is written in treble clef for I, II, and III, and bass clef for IV and V. The key signature is one sharp (F#). The soloist part (III) is marked with the instruction "Sustain note, hum wavering pitch."


No. 3

I 

II 

III 


IV 


V 


Start on note, play ascending or descending glisses with varying speeds as high/low as possible.


softly


No. 4

I 

II 

III 

IV 

V 

Menu 1:
Play note with varied articulations and rhythms.

Alternate: Play note and blow air loudly through instrument without tone.

Alternate: Sustain note, with and without humming steady pitch.

Play effects of your own invention or inclusion.

No. 5

I Out

II Out

III Alternate: Play note and blow air loudly through instrument without tone.

IV Out

V Out

Menu 1:
 Play note with varied articulations and rhythms.
 Alternate: Sustain note, with and without humming steady pitch.
 Play effects of your own invention or inclusion.

No. 6

I Play note with forceful breath attacks.

II

III Menu 2:
 Sustain note, varying styles of vibrato.
 Sustain note, long humming glisses.

IV

V

Play note with growls.
 Your note as a tonal center, improvise freely with soloist.

No. 7

5

Musical score for No. 7, featuring five staves (I-V). The score includes notes and performance instructions:

- Staff I: Treble clef, key signature of one sharp (F#), note G4.
- Staff II: Treble clef, key signature of one sharp (F#), note G4.
- Staff III: Treble clef, key signature of one sharp (F#), note G4. Instruction: *Alternate: Sustain note, with tremolos (varying intervals) and hum wavering pitch.*
- Staff IV: Bass clef, key signature of one flat (Bb), note G2.
- Staff V: Bass clef, key signature of one flat (Bb), note G2.

Gather momentum to No. 13:
Have progressively less space between events, connect and overlap events.
Maintain balance with the soloist.

No. 8

Musical score for No. 8, featuring five staves (I-V). The score includes notes and performance instructions:

- Staff I: Treble clef, key signature of one flat (Bb), note G4.
- Staff II: Treble clef, key signature of one sharp (F#), note G4.
- Staff III: Treble clef, key signature of one flat (Bb), note G4. Instruction: *Play note with forceful breath attacks.*
- Staff IV: Bass clef, key signature of one flat (Bb), note G2.
- Staff V: Bass clef, key signature of one flat (Bb), note G2. Instruction: *Menu 2:
Sustain note, varying styles of vibrato.
Sustain note, long humming glisses.
Play note with growls.
Your note as a tonal center, improvise freely with soloist.*

No. 9

I

II

III

IV

V

Menu 2:
 Sustain note, varying styles of vibrato.
 Sustain note, long humming glisses.
 Play note with growls.
 Your note as a tonal center, improvise freely with soloist.

No. 10

I

II

III

IV

V

Menu 1:
 Play note with varied articulations and rhythms.
 Alternate: Play note and blow air loudly through instrument without tone.
 Alternate: Sustain note, with and without humming steady pitch.
 Play effects of your own invention or inclusion.

No. 11

7

I Start on note, play ascending or descending glisses with varying speeds as high/low as possible.
mf _____ *f*

II

III Sustain note, tremolos (varying intervals).

IV

V Start on note, play ascending or descending glisses with varying speeds as high/low as possible.
mf _____ *f*

Overlap No. 11 and 12. Each instrument starts 12 independently.

No. 12

I

II

III Your note as a tonal center, improvise freely with short fragmented phrases. Play as softly as possible.

IV

V

Pause for soloist between No. 12 and 13.

No. 13

The musical score consists of five staves, labeled I through V. Staff I is a treble clef with a key signature of one sharp (F#) and a common time signature (C). Staff II is a treble clef with a common time signature (C). Staff III is a treble clef with a key signature of one flat (Bb) and a common time signature (C). Staff IV is a bass clef with a common time signature (C). Staff V is a bass clef with a common time signature (C). The score begins with a whole note on the first line of each staff. An arrow points from the first line of staff III to the text "3 rapid notes". Below this text is the dynamic marking *p* with a wedge-shaped hairpin. This is followed by a double bar line. Above the staff is the text "5 rapid notes" with the dynamic marking *mf* and a hairpin below. This is followed by another double bar line. Above the staff is the text "7 rapid notes" with the dynamic marking *f* and a hairpin below. The score ends with a double bar line.